



 graypants®



At Graypants, we are a team of problem solvers. We design products, architecture, and bold installations with a focus on imagination, natural materials, and quality craftsmanship. Through beautiful and practical design, we strive to elevate the world around us in ways that can be appreciated for a lifetime. Anchored in Seattle and Amsterdam, our work spans the globe, including collaborations and custom designs for leading companies worldwide, transforming spaces with light.

**Dream big.
Scribble often.
Make thoughtfully.**

Creating a place to gather, Wick is designed to be a companion, to join in adventures, and create togetherness and ambiance everywhere. Wick is a call from our past to the future; it's the opportunity to mindfully light the present.

We no longer rely on candles to keep us out of the dark, but candlelight has always filled our lives, setting the stage for warm dinners and intimate evenings.

Wick



4



5



Wick

Wick is designed with the belief that light is meant to be shared. As a portable LED table lamp, Wick is candlelight for the modern era – safe, versatile, and classic.

Activate Wick using a touch sensor, and toggle between four brightness settings including a gentle, flickering candle mode. Depending on the brightness setting, Wick stays lit from 12 - 150 hours.


Combining the romance of a candle with the utility of a flashlight, Wick is at home in a variety of contexts, from your bedside table and backyard patio, to restaurants and event spaces.

Colors

Brass
Graphite
Black
Sage Green
Mist Grey
Aluminium

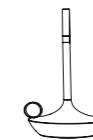
Dimensions

Wick




Ø 4.7, H 10.2 (in)
Ø 12, H 26 (cm)

Wick S



Ø 4.7, H 6.4 (in)
Ø 12, H 16,5 (cm)











THE SUN
TU DU DU DU

DE NA-ZIT
TEER, PROOST & HOOP
IS KANARIE CLUB
DEAR SETTING FOR THE CELEBRATED

WILL
ALWAYS KNOCK



A modern interior scene featuring a curved, glowing light fixture suspended from the ceiling and a long, low, rectangular table in the foreground. The lighting is warm and ambient, creating a sophisticated atmosphere. The word "Levity" is prominently displayed in white text on the left side of the image.

Levity



Levity Halo Pendant

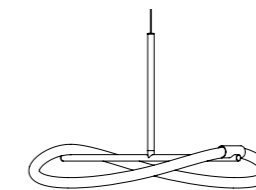
Offered in two sizes, the Levity Halo Pendant creates two different visual experiences - the smaller delivering a traditional circle shape, the larger allowing for a more dramatic draping. Resting across a metal frame, the circular light radiates through a braided nylon textile sleeve, giving a sense of softness and elegance. A LED source is enclosed within a flexible silicone tube, providing even diffusion that conceals the integrated LED light source. Levity is easy to imagine adding artistic ambiance over a dining table in a residence or making a visual statement in an office lobby.

Colors

Brass

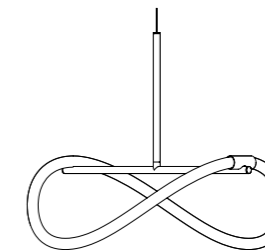
Dimensions

Halo180



Ø 23.75, H 15 (in)
Ø 60, H 36 (cm)

Halo215



Ø 23.75, H 18 (in)
Ø 60, H 60 (cm)

Levity Bow Linear

A variation on the Levity Halo pendant, the Levity Bow Linear fixtures are a commitment to effortless elegance; the powder-coated metal frame holds up the soft, draped light in a simple, elegant statement. A LED source is enclosed within a flexible silicone tube and wrapped in a nylon textile sleeve, providing even diffusion that conceals the integrated LED light source. Offered in two lengths - the fixtures can be layered together or used as a singular lit element.

Colors

Brass

Dimensions

Bow120



L 47.25, W 1.25, H 4.5 (in)
L 120, W 3.25, H 11.5 (cm)

Bow160



L 63, W 1.25, H 4.5 (in)
L 160, W 3.25, H 11.5 (cm)





Levity Arc

Levity is a series of minimal and poetic flexible lights, combining a rigid metal frame with a draped textile shade. Feelings of both lightness and gravity are prompted by the Levity loop's elegant, gentle forms. A variation on the Levity Halo pendant, the Levity Linear styles are a commitment to effortlessness; the powder coated metal frame holds up the soft, draped light in a simple, elegant statement. A LED source is enclosed within a flexible silicone tube and wrapped in a nylon textile sleeve, providing even diffusion that conceals the integrated LED light source. Offered in two lengths – the fixtures can be layered together or used as a singular lighting statement.

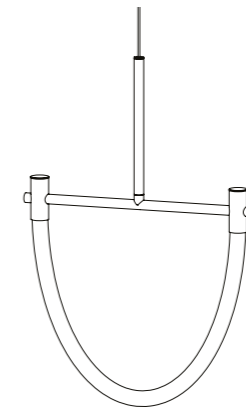
Designed in the Netherlands by Studio Truly Truly, with a focus on products that combine function with sensuality

Colors
Brass

Dimensions

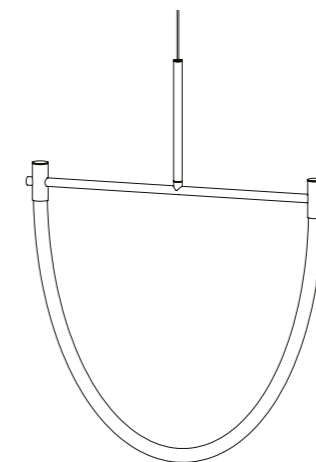
Arc80

L 15.75, W 1.18, H 22.44 (in)
L 40, W 3, H 57 (cm)



Arc130

L 23.62, W 1.18, H 29.53 (in)
L 60, W 3, H 75 (cm)




Barro

In an exploration of new materials and mediums, Graypants launches Barro, a pendant lamp designed by Caterina Moretti and made in Oaxaca, Mexico. The partnership between Graypants and Caterina was born of their friendship, kindred design spirit, and a curiosity to explore working with wholly natural materials; Barro is made from clay pulled directly from the earth of Oaxaca, handcrafted and finished with only the power of heat and smoke.



A clay pendant and a hand-blown glass shade are a stunning marriage of natural materials and the result is a handmade piece of art.





Barro is created using an ancient, region-specific process. It begins with gathering earth from the surrounding areas of Oaxaca to make the clay. Water is added to slake the clay and create slip, which is then poured into handmade plaster molds. The clay pieces are each hand burnished before firing with the help of a river stone, to achieve an iridescent color and smooth feel.

Once the pieces are ready to be fired, they are placed in a special two-vent kiln and stoked continuously for nine hours. The Natural Clay finish is then complete and removed from the kiln. For the Charcoal Clay finish, a process known as reduction of atmosphere takes place: during firing, at a specific moment, the vents are closed to reduce oxygen, generating a chemical reaction that infuses a deep black color in the clay. The clay technique dates back to pre-Hispanic times in Mexico and tells the story of the empirical knowledge of those who came before, and their journey exploring and communicating with nature.

To highlight the ceramic element and the markings made by the fire in it, we added a blown glass dome that envelops and protects it in a symbolic and metaphoric manner, as a display case of sorts, exhibiting the treasures within it.

Barro Pendant

Our pendant lamps are two unique statement pieces. The first is a transparent, hand-blown glass shade embracing the warm, burnished tan clay texture of the handmade hub. The second combines the smoked glass shade with a Oaxacan barro negro finished pendant, subtly bringing to the foreground the traditional burnishing work producing a textured charcoal tone through the additional reduction firing process.

The Barro pendant lamps represent the conjunction of craft and innovation, using traditional techniques to create a modern, unique shape. Incredibly versatile, Barro integrates easily to elevate its surroundings – over a dining table or kitchen island, dotted over a bar in a restaurant or welcoming you in a lobby space.

Colors

Natural Clay — Clear Glass

Charcoal Clay — Smoke Glass

Dimensions

Pendant




Ø 6.625, H 13.75 (in)
Ø 17, H 35 (cm)





Scraplights





Graypants started with Scraplights and the entire range is still handmade in our Seattle studio. We have since expanded into Europe, with an office in Amsterdam, and a team of makers in partnership with social works programs to provide craft-based work for those who need it most. Using local production gives Graypants the opportunity to provide meaningful work for communities - a great example of our belief in responsible design, responsible materials, and responsible production. Design in the end is really about people. Our products are an extension of the people, the faces, and the stories behind them.

Depending on the finish, each piece of a Scraplights fixture is precision-cut with a laser or knife - the Natural and Blonde finishes welcome the subtle patina of the edge burn from the laser, while the White finish requires the use of a knife to achieve the pristine, white edges. Scraplights are then assembled by hand using non-toxic adhesive and treated with a non-toxic fire retardant. Tough and elegant, Scraplights provide warm, intimate, and functional lighting.

Graypants invests in innovative ideas that help create meaningful jobs. We believe our products have stories that transcend their designs. The stories are about the process and the people who take great pride in the quality of their work that goes into crafting and assembling each and every one of our light fixtures.



Scraplights Hewn Linear

With Hewn linear, Graypants means to add a tactile and creative addition to a mundane field of task lighting, offering a beautiful light for all kinds of spaces. Hewn reflects a texture created using a new cutting process where layers of the shade are cut parallel to the flutes of the cardboard versus the perpendicular cut lines of our other shapes. This cutting process was intentional, allowing us to build something beautiful and textural while also being fully opaque. Serving a wide range of brightness preferences, Hewn is dimmable and performs very well in both a home environment and commercial space. Hewn is available in three finishes—Natural, White, and Blonde—and several heights.

Colors

- Natural
- Blonde
- White

Dimensions

Hewn48		L 47.5, W 4, H 4.25 (in) L 121, W 10, H 11 (cm)
Hewn48		L 47.5, W 4, H 7.75 (in) L 121, W 10, H 20 (cm)
Hewn48		L 47.5, W 4, H 11.75 (in) L 121, W 10, H 30 (cm)





Scraplights Skew

Skew is the first Scraplights sconce and the perfect compliment to any Scraplights silhouette. Slim yet substantial, Skew gives a radiant glow that is perfect for illuminating a hallway in an office or hotel, or could just as easily rest above bedside tables.

Colors

- Natural
 - Blonde
 - White
-

Dimensions

Skew15



W 15, D 4, H 9.75 (in)
W 40, D 10, H 25 (cm)





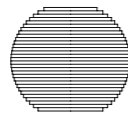
Scraplights Moon

Colors

- Natural
- Blonde
- White

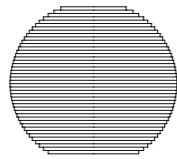
Dimensions

Moon10



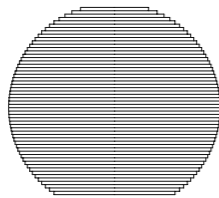
Ø 10, H 9 (in)
Ø 26, H 22 (cm)

Moon14




Ø 14, H 12 (in)
Ø 36, H 31 (cm)

Moon18




Ø 18, H 16 (in)
Ø 45, H 40 (cm)

Moon24



Ø 24, H 21 (in)
Ø 61, H 53 (cm)

Moon32




Ø 32, H 29.25 (in)
Ø 81, H 74 (cm)






Moon10
Table Lamp



Ø 10, H 12 (in)
Ø 25, H 30 (cm)






Scraplights Disc

Colors

- Natural
- Blonde
- White


Dimensions

Disc16




Ø 17, H 7 (in)
Ø 43, H 19 (cm)

Disc20




Ø 20, H 9 (in)
Ø 50, H 23 (cm)

Disc24



Ø 24, H 10 (in)
Ø 61, H 26 (cm)

Disc32



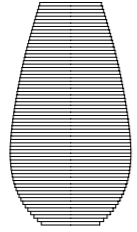
Ø 32, H 16 (in)
Ø 81.3, H 40.6 (cm)





Scraplights Drop

- Colors
- Natural
 - Blonde
 - White

- Dimensions
- Drop18**
- Ø 10, H 18 (in)
 - Ø 25, H 45 (cm)
- 
- Drop26**
- Ø 14, H 26 (in)
 - Ø 36, H 65 (cm)
- 







Scraplights Bell

Colors

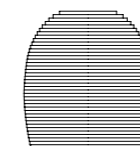
Natural

Blonde

White

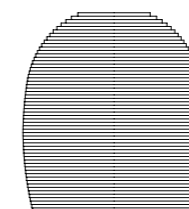
Dimensions

Bell10



Ø 11, H 11 (in)
Ø 27, H 28 (cm)

Bell16



Ø 15, H 16 (in)
Ø 38, H 40 (cm)

Scraplights Ausi

Colors

- Natural
- Blonde
- White

Dimensions

Ausi8




Ø 7.75, H 9.5 (in)
Ø 20, H 24 (cm)

Ausi12



Ø 11, H 8.5 (in)
Ø 28, H 21 (cm)

Ausi14



Ø 14.75, H 14 (in)
Ø 38, H 36 (cm)

Ausi8
Table Lamp



Ø 7.75, H 12.25 (in)
Ø 20, H 31 (cm)


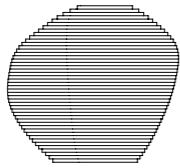
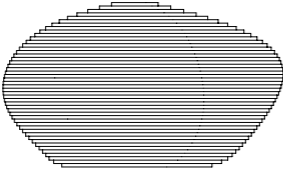
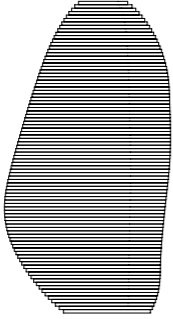
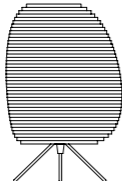





Scraplights Pebbles


The latest addition to the Scraplights collection takes forms from pebbles gathered from various beaches near Graypants' Seattle studio. Each pebble shade is inscribed with the beach name and coordinates of the original stone that inspired it.

Colors	Natural
	Blonde
	White

Dimensions	Alki		Ø 12.5, H 7.5 (in) Ø 32, H 19 (cm)
	Allyn		Ø 14, H 13.25 (in) Ø 36, H 33 (cm)
	Madison		Ø 23.5, H 13 (in) Ø 60, H 33 (cm)
	Denny		Ø 13.5, H 25.5 (in) Ø 34, H 65 (cm)
	Ebey		Ø 10, H 16 (in) Ø 25, H 40 (cm)









74

Scraplights Hive

Colors

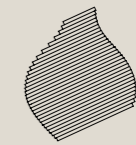
Natural

Blonde

White

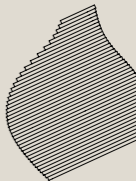
Dimensions

Hive9



Ø 9, H 11 (in)
Ø 23, H 28 (cm)

Hive12



Ø 12, H 14.25 (in)
Ø 30, H 36 (cm)

Hive15



Ø 15, H 18.25 (in)
Ø 38, H 46 (cm)

75

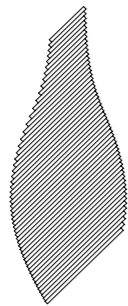
Scraplight Nest

Colors

- Natural
- Blonde
- White

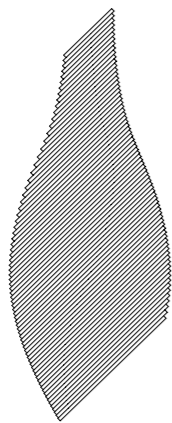
Dimensions

Nest24




Ø 9.25, H 24.25 (in)
Ø 24, H 62 (cm)

Nest32



Ø 13.25, H 33.5 (in)
Ø 34, H 85 (cm)










Scraplights Drum

Colors

- Natural
- Blonde
- White


Dimensions

Drum18




Ø 18, H 8.5 (in)
Ø 46, H 22 (cm)

Drum24



Ø 24, H 9.5 (in)
Ø 61, H 24 (cm)

Drum36



Ø 36, H 13.5 (in)
Ø 92, H 34 (cm)


Scraplights Ohio

Colors

- Natural
- Blonde
- White


Dimensions

Ohio24



Ø 24, H 10.25 (in)
Ø 61, H 26 (cm)

Ohio32



Ø 31.75, H 13.25 (in)
Ø 81, H 35 (cm)





Scraplights Dome


The Dome pendant combines half of the well-known Sun32 design with an even larger diffuser, making it ideal for spaces needing more functional lighting, such as an open office or event space.

Colors

Natural
Blonde
White

Dimensions

Dome36



Ø 36.5, H 19.75 (in)
Ø 93, H 50 (cm)



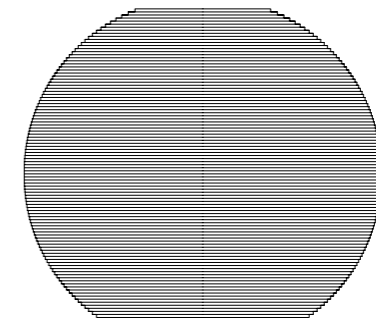


Scraplights Sun

Colors
Natural
Blonde
White

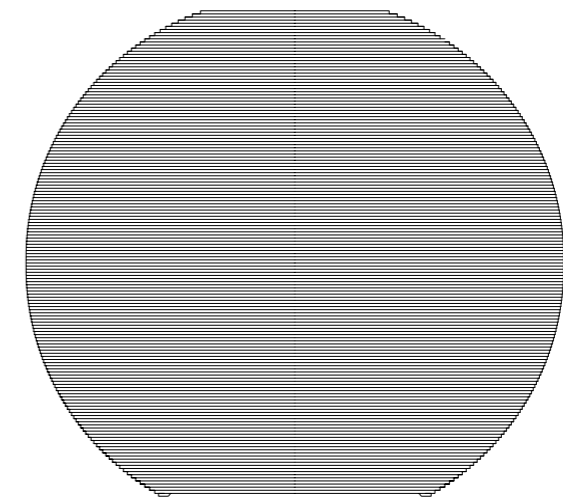
Dimensions

Sun32



Ø 32, H 29.25 (in)
Ø 81, H 74 (cm)

Sun48



Ø 47, H 43 (in)
Ø 128, H 108 (cm)




Scraplights Arcturus

Colors

- Natural
- Blonde
- White

Dimensions


Arcturus



Ø 64, H 58 (in)
Ø 163, H 147 (cm)



Chrona



Chrona Pendant

Much like staring into the night sky, Chrona dish pendants hang freely, allowing the user to experience the natural refraction and twinkling of light coming from subtle movement and playing off the beautifully finished brass.

Slim and robust, the pendants are available in diameters ranging from 6 to 17 inches. Offered in both horizontal and vertical orientations, Chrona dish pendants can combine to create stunning constellation-inspired clusters, or can be individually hung to accentuate an area.



Colors

- Brass
- Stainless Steel

Dimensions

Dish6h



Ø 5.5, H 7 (in)
Ø 14, H 18 (cm)



Ø 5.5, D 2 (in)
Ø 14, D 5 (cm)

Dish10h

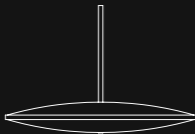


Ø 9.5, H 9.25 (in)
Ø 24, H 23 (cm)




Ø 9.5, D 2.25 (in)
Ø 24, D 6 (cm)

Dish17h



Ø 16.75, H 11.5 (in)
Ø 43, H 29 (cm)



Ø 16.75, D 3" (in)
Ø 43, D 7 (cm)



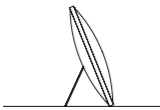
Chrona Table Lamp

Colors

Brass

Dimensions

Table10



W 9.5, D 5.25, H 8.5 (in)
W 24, D 13, H 22 (cm)





Chrona Sconce

Taking direct inspiration from a solar eclipse, the Chrona wall sconce is a powerful expression giving off a subtle, warm glow.

The Chrona wall sconce can be affixed to the wall in mixed clusters or used alone as a singular, modern element.

Colors

Brass

Dimensions

Sconce10



Ø 9.5, D 3 (in)
Ø 24, D 8 (cm)

Roest

Roest

In their first outside collaboration, Graypants teamed up with Dutch designer VanJoost to expand on their curiosities and learn the craft of another designer. The collaboration with VanJoost highlights Graypants unique fascination with nature and material research.

Roest reflects unpretentious simplicity, and the unique finish on every single piece is what makes this collection truly special. To achieve the desired patina, each piece is finished by hand, and no two are alike. VanJoost starts with raw, steel pipes and rinses them in a vinegar bath which seeps into the pores of the metal creating a hardy and pitted surface - this helps the subsequent rusting process set in, in a deeper way. Each piece is then treated with a solution that starts a chemical reaction accelerating the effects of how elements would impact steel over time - a process that would otherwise take more than six months. Designed by VanJoost and hand-made in Holland, Roest presents natural colors that elevate any setting.





Roest Pendant

Colors

Rust
Zinc

Dimensions

15v Pendant



Ø 2.375, H 6 (in)
Ø 6, H 15 (cm)

30v Pendant



Ø 2.375, H 11.75 (in)
Ø 6, H 30 (cm)

45v Pendant



Ø 2.375, H 17.75 (in)
Ø 6, H 45 (cm)



112



113


Roest Linear

Colors

- Rust
- Zinc


Dimensions

75h Pendant



Ø 2.375, L 29.5 (in)
Ø 6, W 75 (cm)

150h Pendant




Ø 2.375, L 59 (in)
Ø 6, W 150 (cm)

114



115



116



117



Roest Sconce

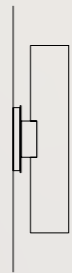
Colors

Rust

Zinc

Dimensions

Sconce30



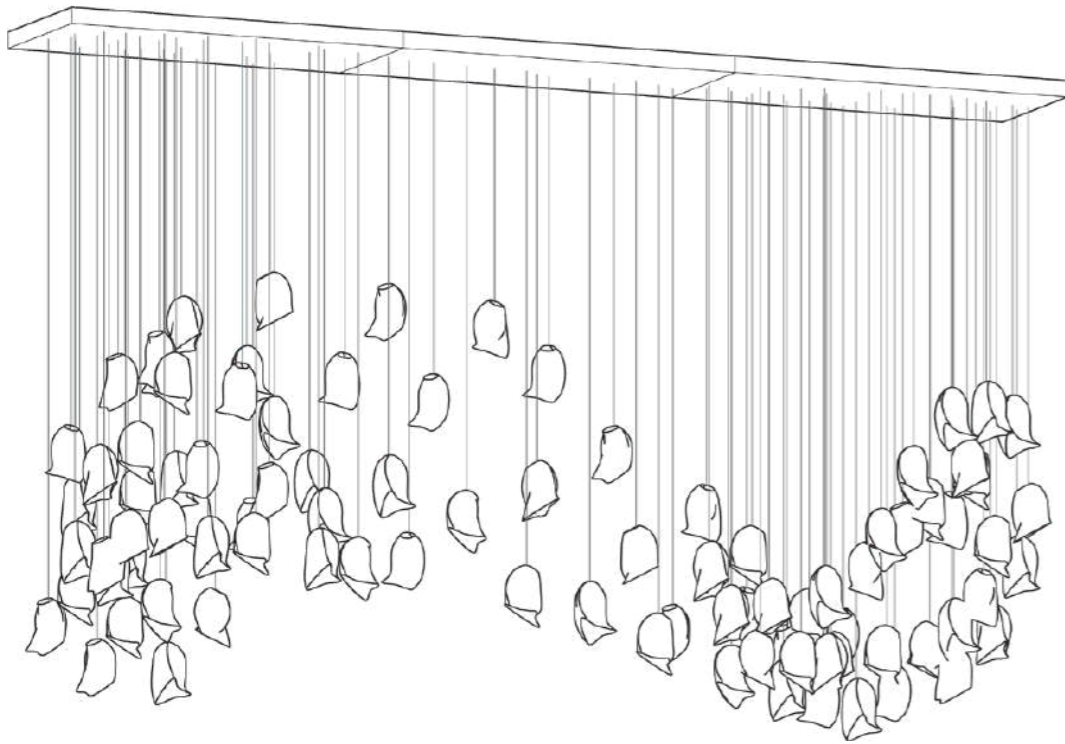
Ø 2.375, H 11.75 (in)
Ø 6, H 30 (cm)






Murmurations

Flock92

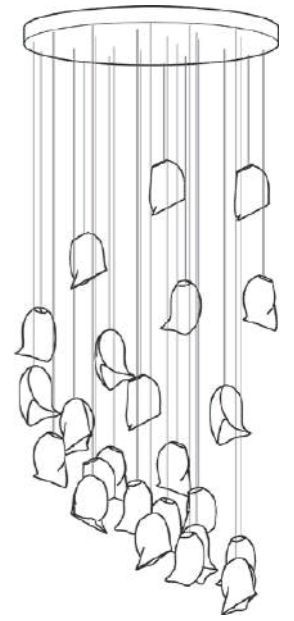


Murmurations utilize uniform pendants in fixed positions, but their relationships within the group creates an experience of complex movement.

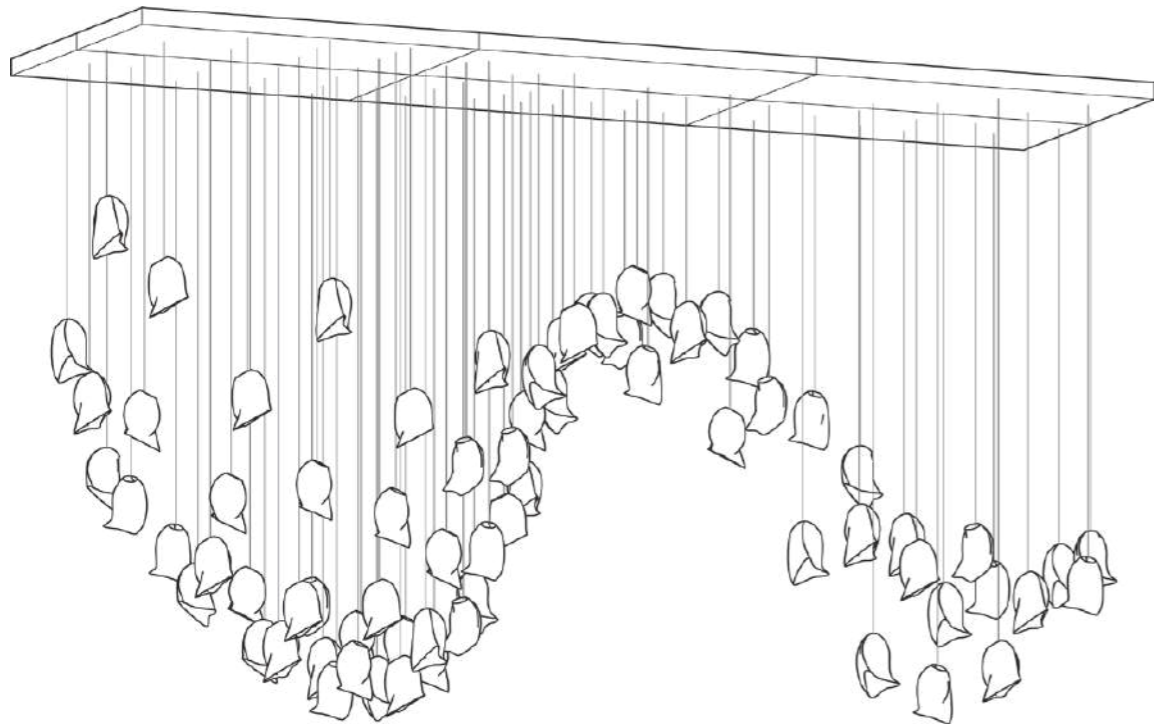
Flock72



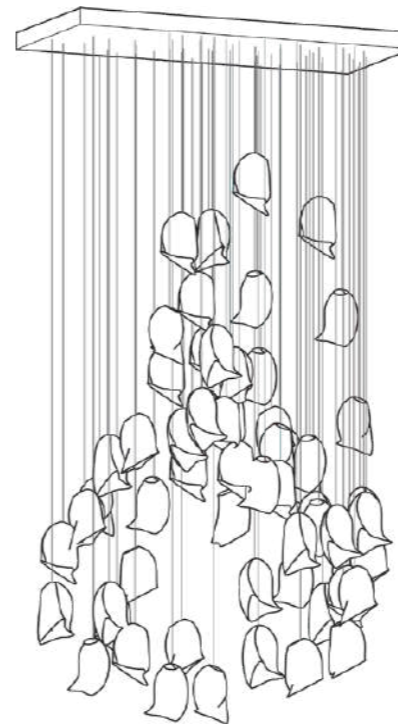
Flock24



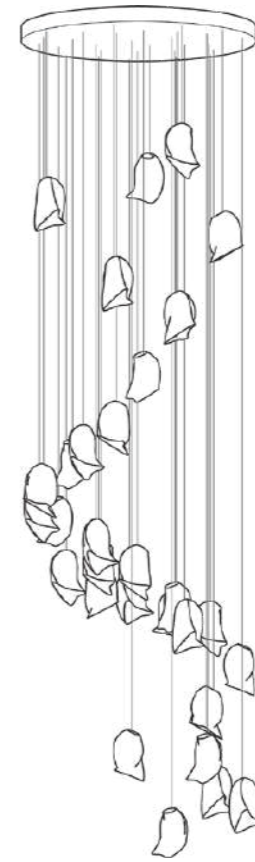
Flock72



Flock60



Flock30



Murmurations are custom installations inspired by the breathtaking natural phenomenon of Flocking and the incredible sight of thousands of starlings flying together in unison. Flocking is considered an emergent behavior arising from simple rules that are followed by individuals without any central coordination. By following our own simple design rules,

we can create dynamic light installations comprising of rotationally unique cardboard pendants. A Murmurations fixture is a versatile and spectacular LED chandelier with endless customization possibilities, from just a few to hundreds of pendants, installations can be customized to fit your specifications and make a grand impression of any space.



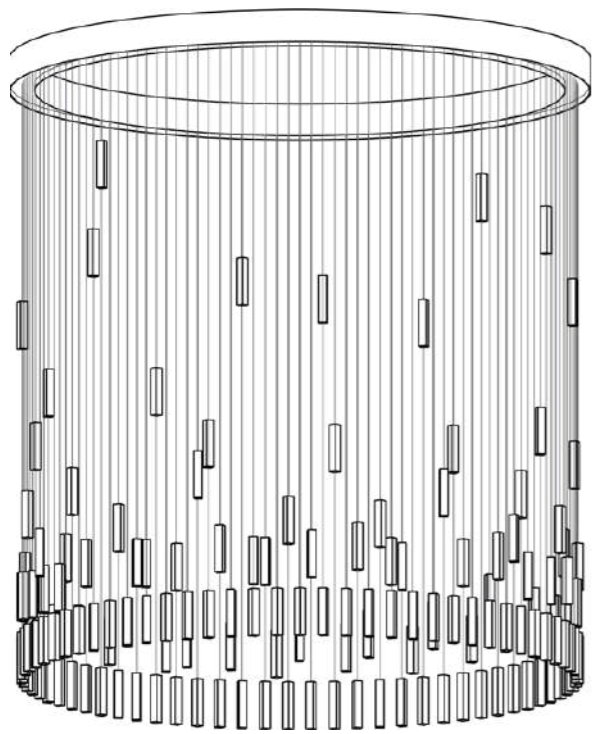





Loci



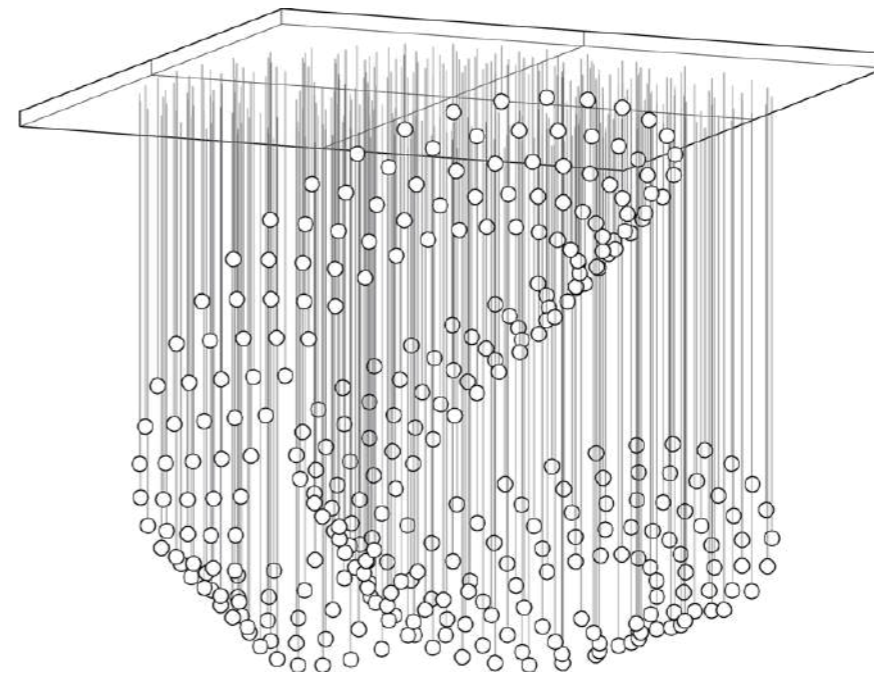
Ring150



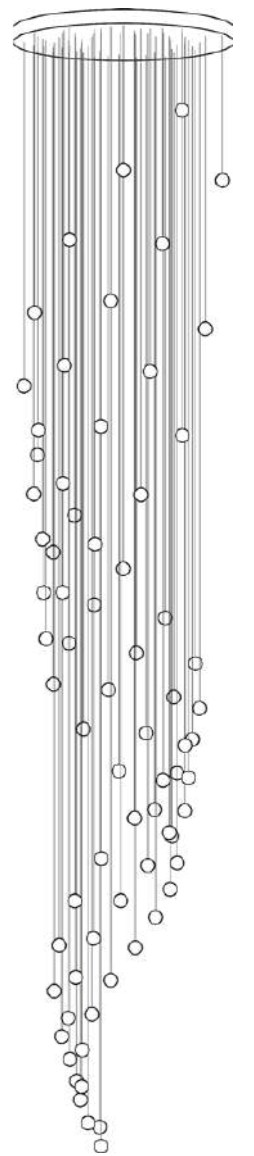
Rain84



Mobius330



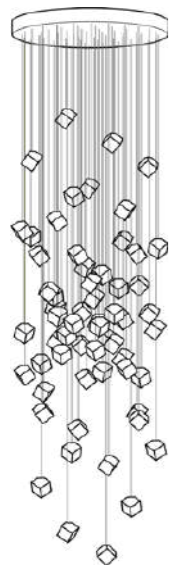
Swirl32



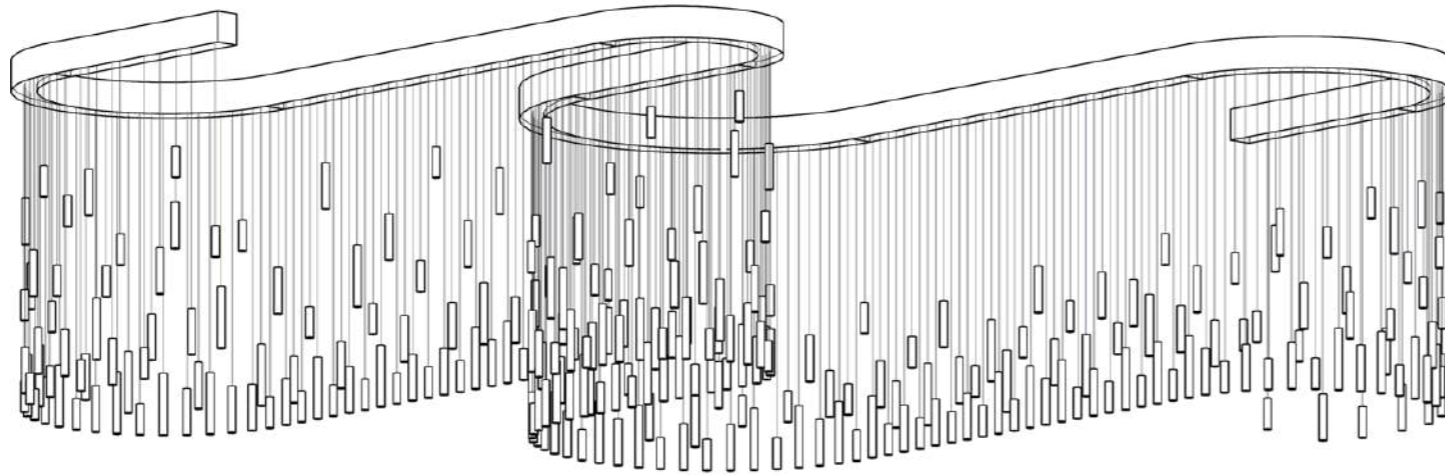
Forms

Loci is an innovative and highly customizable decorative lighting system. In mathematics, Loci refers to a set of points whose positions form a particular geometry. Graypants' Loci system uses the spatial position of its pendants to create sculptural arrangements.

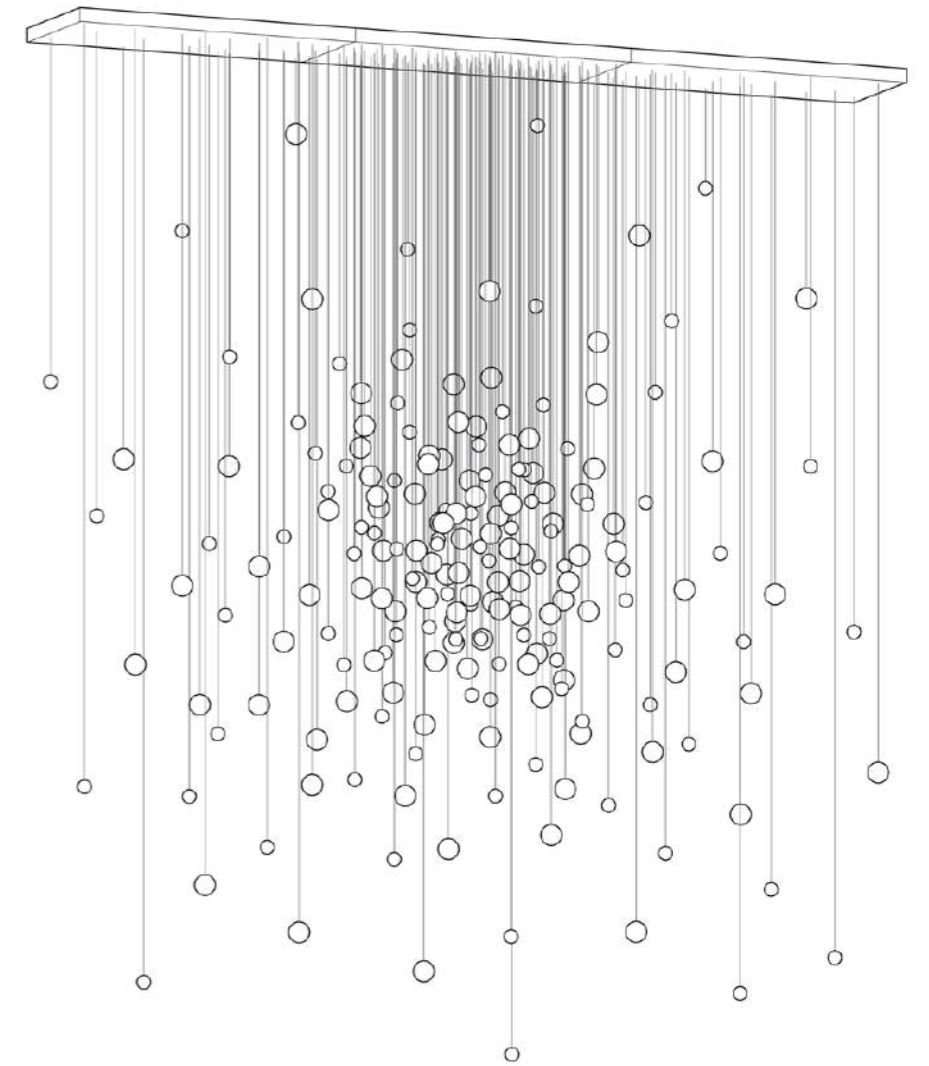
Galaxy360



Aurora272

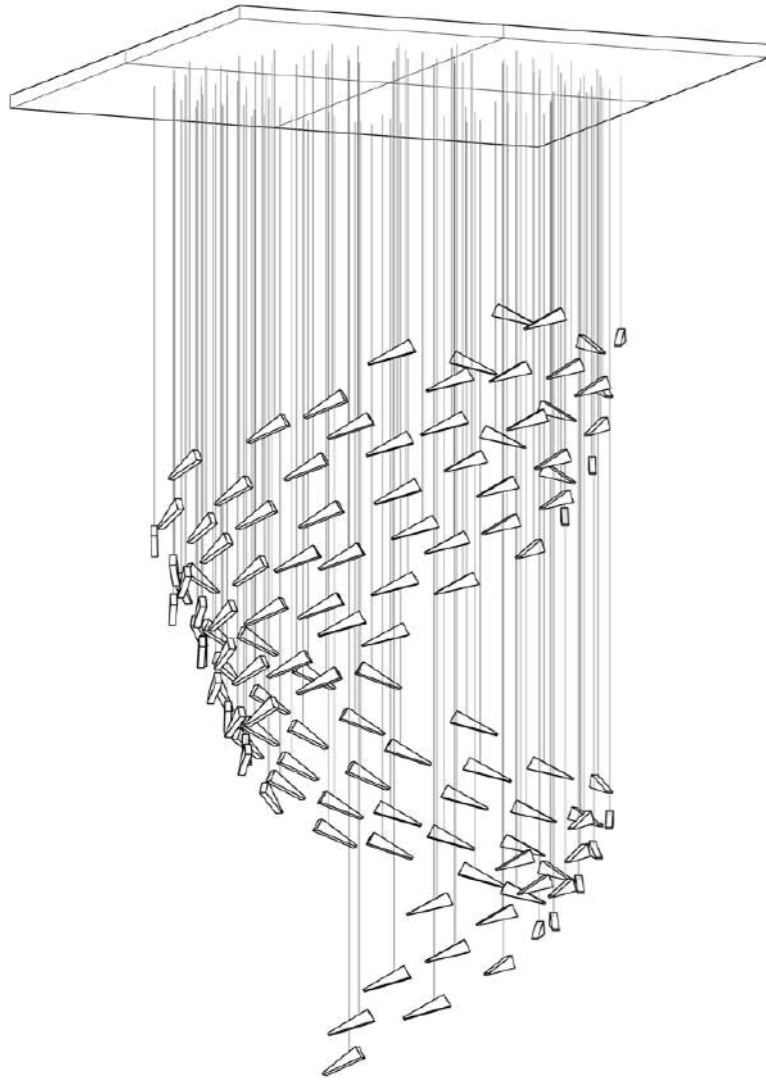


Galaxy200

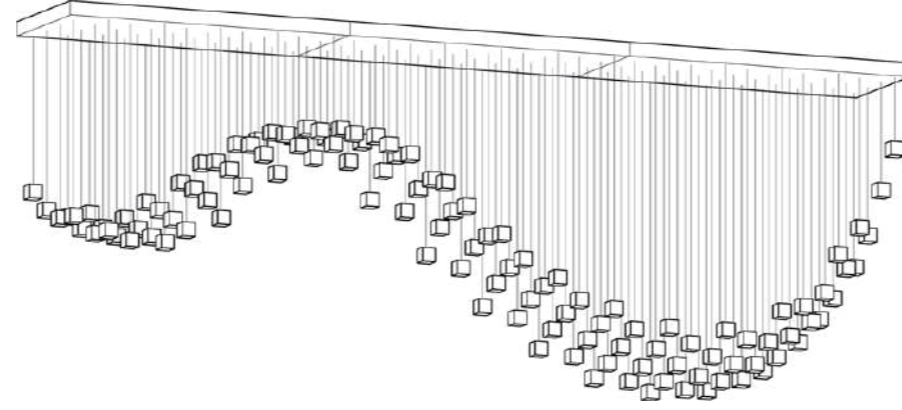


Loci offers modular components that can be scaled up or down to fit spaces of any size, from intimate residential rooms to expansive commercial and public areas.


Swirl120



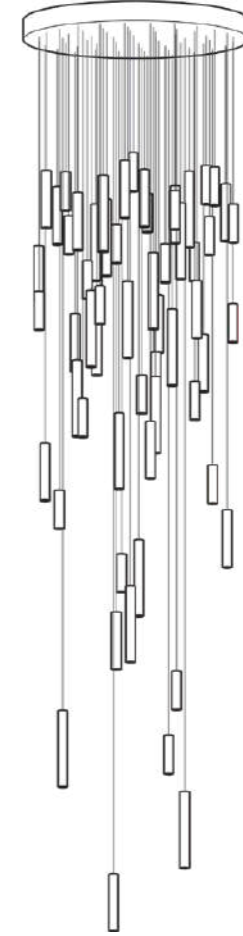
Ebb120



Mobius90



Rain60



The density, number of pendants, cable drop lengths, dimensions and concept for the fixture's configuration can be adapted to fit your unique design parameters.

Loci



Pier Frosted acrylic H 4/6/8, W 1 (in)
0.25 - 0.34 (lbs)



Cube Frosted acrylic L 2, W 2 (in)
0.30 (lbs)



Gem Frosted acrylic L 2, W 2 (in)
0.25 (lbs)



Fish Frosted acrylic L 6.5, W 2.75 (in)
0.25 (lbs)



Bokeh Frosted acrylic Ø 1.25 (in)
0.25 (lbs)




Candle Frosted acrylic H 4/6/8, Ø 1 (in)
0.25 - 0.34 (lbs)



Pendants

Loci's dynamic forms are composed of individual geometries which coalesce to create the desired expression. Arrangements can vary from dozens to hundreds.



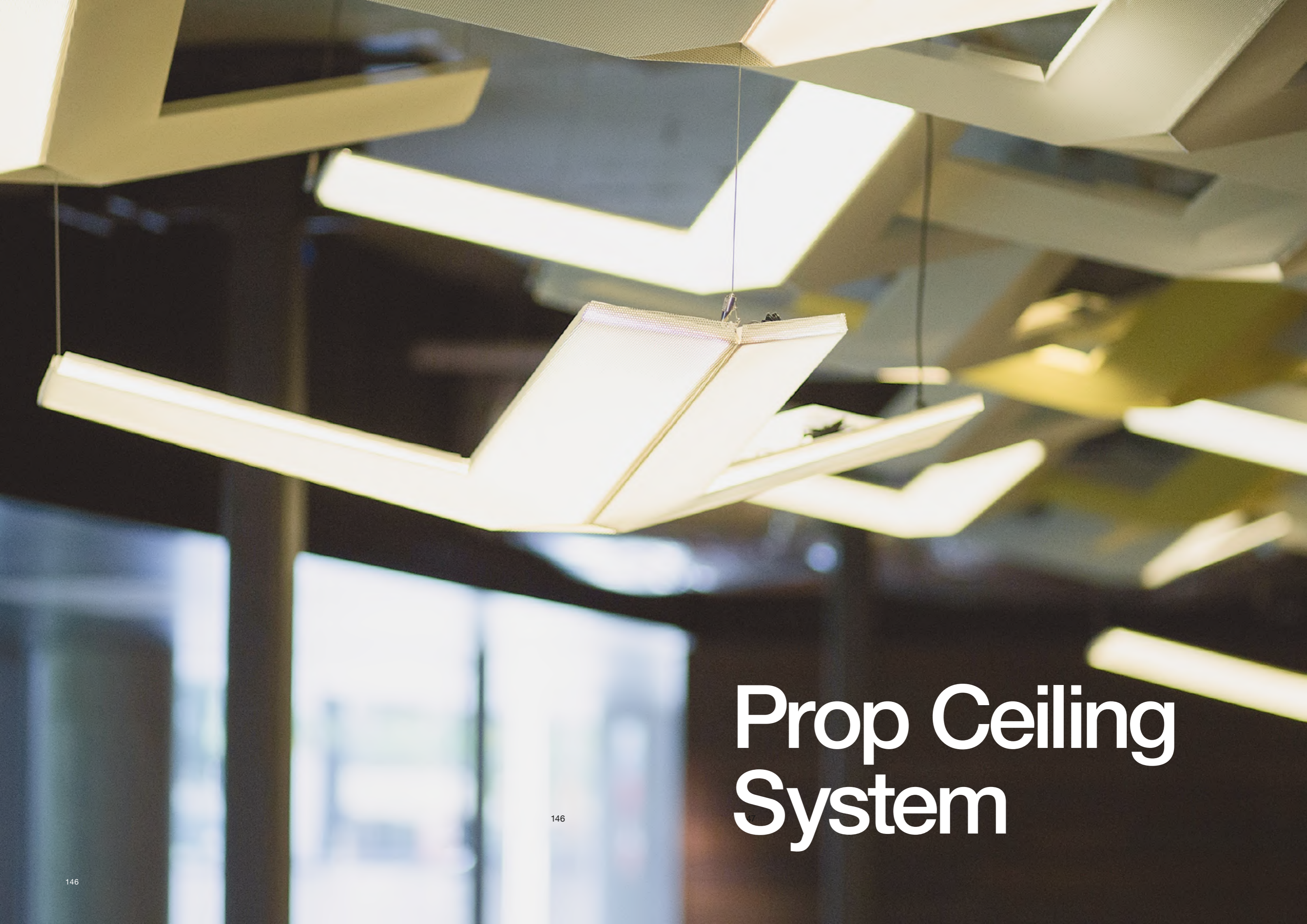
Locci



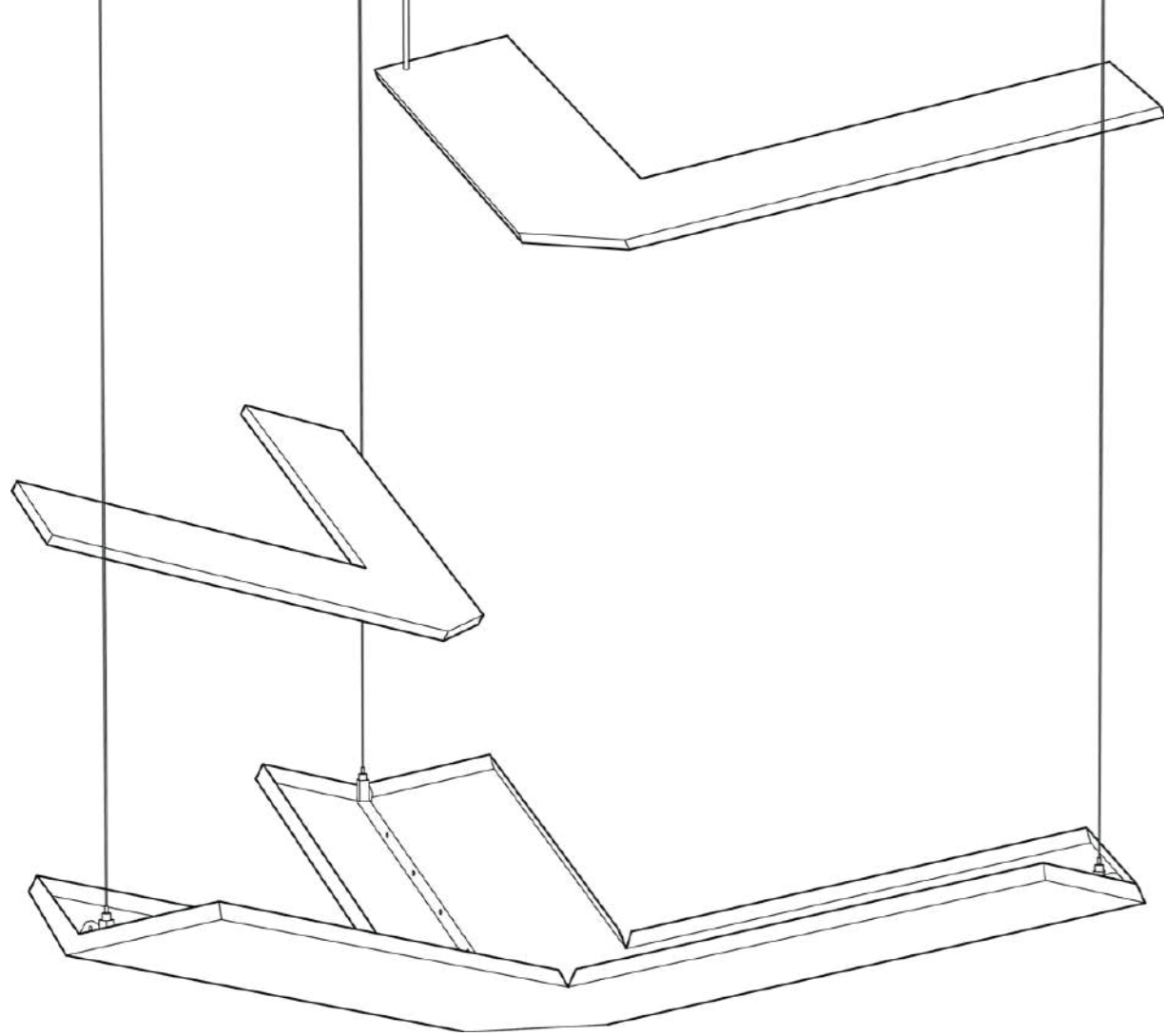
142

143



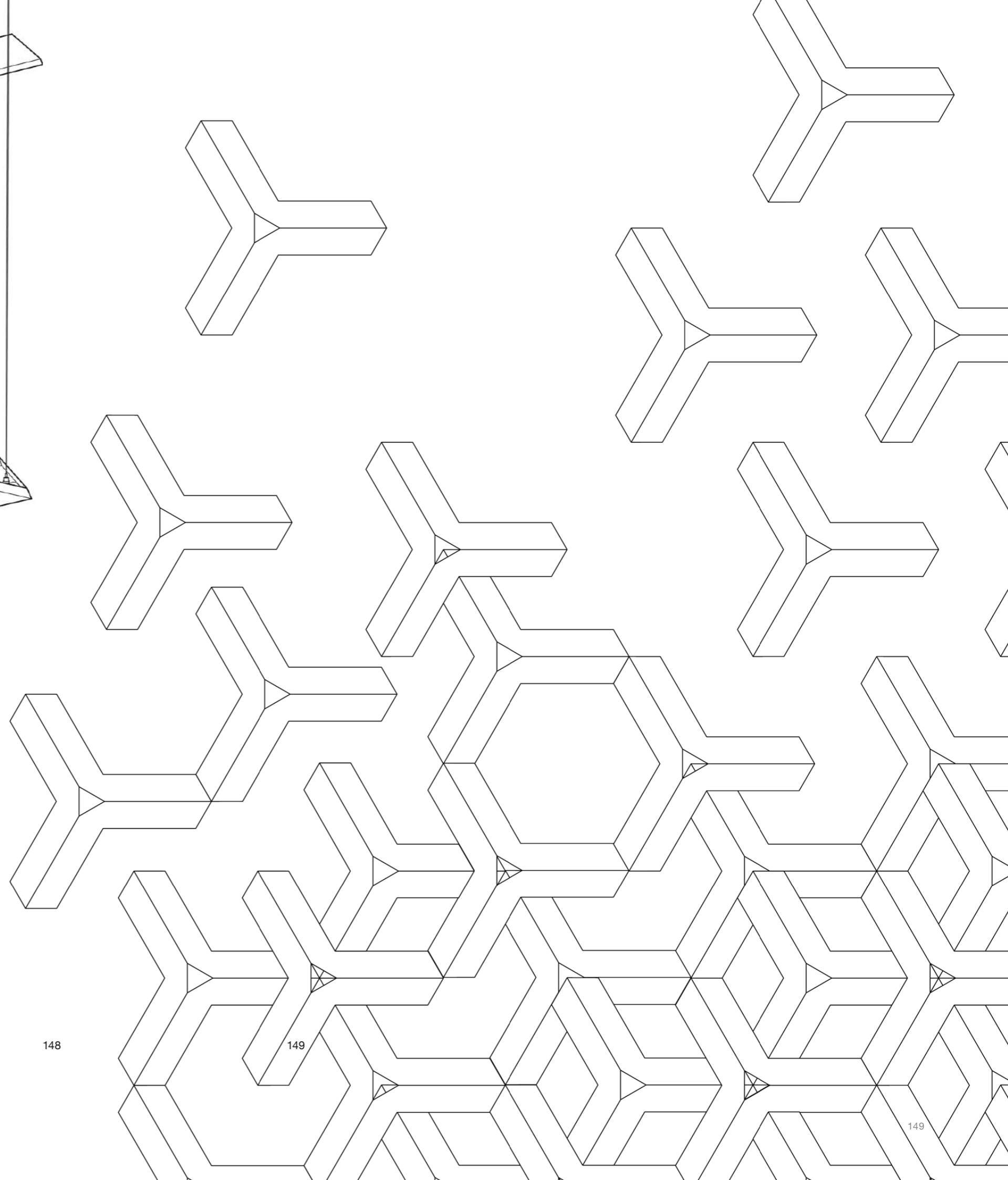


Prop Ceiling System



Prop Ceiling System

The Prop panel is a perforated steel unit designed for versatile ceiling configurations. Its key advantage is its ability to be endlessly combined to create a Prop Ceiling System, supporting integrated lighting and acoustical requirements. Each panel features a central triangular hole, allowing most sprinkler heads to pass through. Additionally, two optional inserts are available: a slim LED panel tailored to fit within a Prop and an acoustic PET felt insert that reduces ambient noise.






148

149

149

Prop Ceiling System





Cloud

Graypants' hand-sculpted lighting installation features a programmable light show, concealed by thousands of ping-pong balls. Each Cloud chandelier is designed to be as unique as the environment in which it hangs.





Canopy

Using a canopy is the greatest way to showcase Graypants' lighting products. The canopy refers to a powder-coated, metal plate that allows us to group multiple pendant lights into endless clustered configurations. Whether it is a cascading array of Roest pendants or a large grouping of Scraplights Moons in various dimensions, canopy clusters have a dramatic visual impact. Akin to sculpture, using a canopy allows us to create a composition where the lights work together to create an artistic element in space versus using singular lit elements.

We offer canopies in either circular or rectangular configurations, and in various sizes therein. Incredibly versatile, the canopy can be mounted flush or suspended and hung together in multiples to cover large areas.

We have numerous standard configurations, and can also create something custom to fit any space. Using a canopy can truly showcase the strength of the artistic capabilities of Graypants. We enjoy working closely with our designers and customers to create something meaningful that will be appreciated for a lifetime. Whether creating an exceptionally beautiful moment in your dining room or over a staircase in a commercial space, the uses and expressions are endless.



Canopy Circular


Colors

Black

Custom colors available

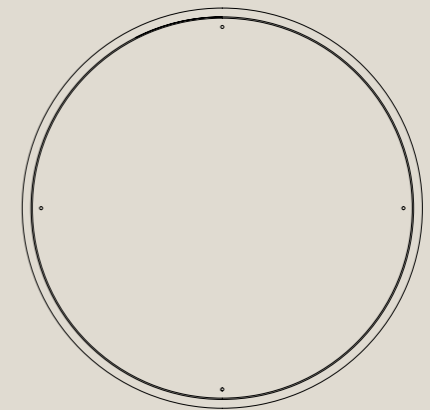
Dimensions

Side



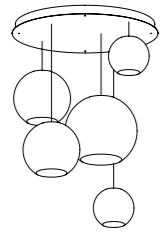
36 x 36 x 2.6 (in)
91 x 91 x 6.6 (cm)

Top

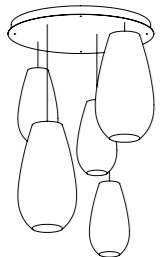


Circle Canopy Configurations

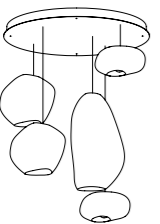
Moon 5
Single circular canopy
5 pendants
1.5m drop



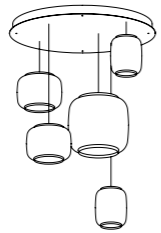
Drop 5
Single circular canopy
5 pendants
1.5m drop



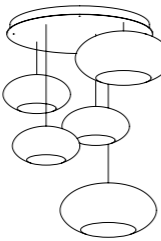
Pebble 5
Single circular canopy
5 pendants
1.5m drop



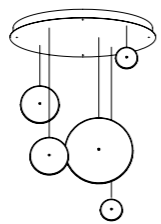
Ausi 5
Single circular canopy
5 pendants
1.5m drop



Disc 5
Single circular canopy
5 pendants
1.5m drop



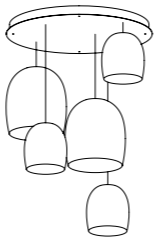
Chrona 5
Single circular canopy
5 pendants
1.5m drop



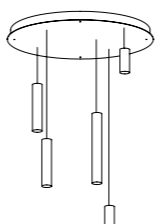
Hive/Nest 5
Single circular canopy
5 pendants
1.5m drop



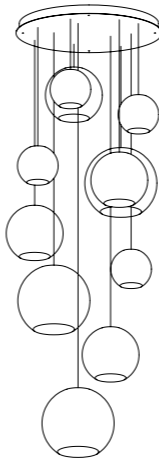
Bell 5
Single circular canopy
5 pendants
1.5m drop



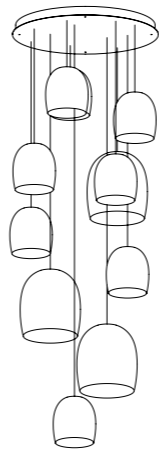
Roest 5
Single circular canopy
5 pendants
1.5m drop



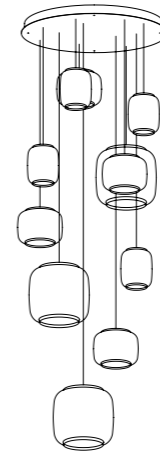
Moon 11
Single circular canopy
11 pendants
3m drop



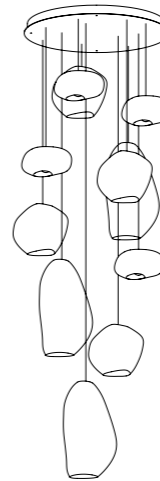
Bell 11
Single circular canopy
11 pendants
3m drop



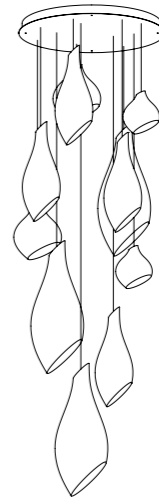
Ausi 11
Single circular canopy
11 pendants
3m drop



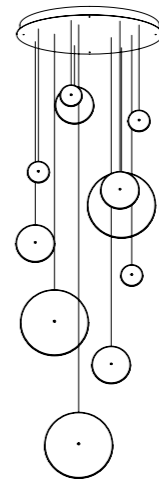
Pebble 11
Single circular canopy
11 pendants
3m drop



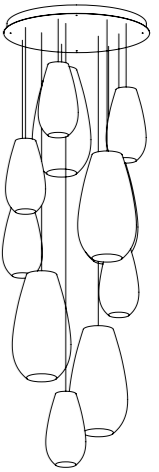
Hive/Nest 11
Single circular canopy
11 pendants
3m drop



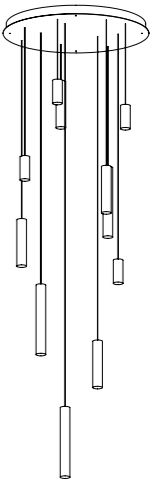
Chrona 11
Single circular canopy
11 pendants
3m drop



Drop 11
Single circular canopy
11 pendants
3m drop



Roest 11
Single circular canopy
11 pendants
3m drop






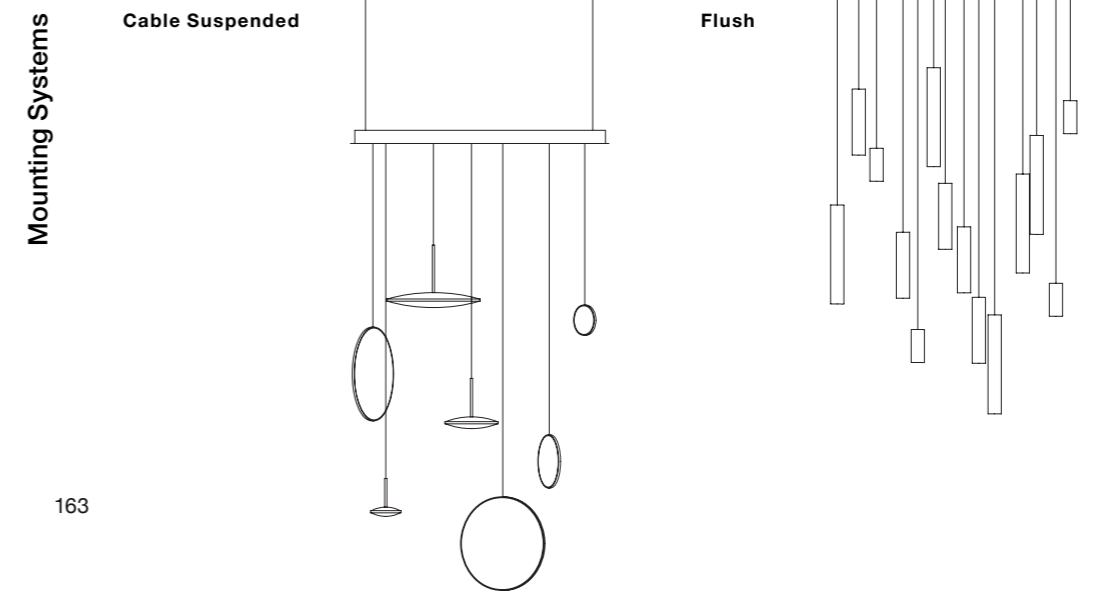


Rectangular

- Colors**
- Black
 - White
 - Custom colors available

Dimensions

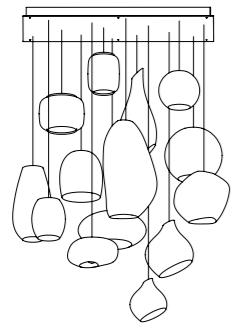
Side		H 2 (in) H 5 (cm)
Top		L 43.25, W 19.25 (in) L 110, W 49 (cm)
Top		L 43.25, W 5 (in) L 110, W 13 (cm)



Rectangular Canopy Configurations

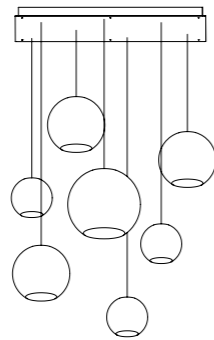
Scraplights Mix 14

Single rectangular canopy
14 pendants
2.5m drop



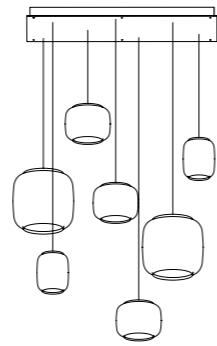
Moon 7

Single rectangular canopy
7 pendants
2.5m drop



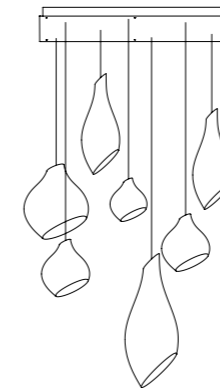
Ausi 7

Single rectangular canopy
7 pendants
2.5m drop



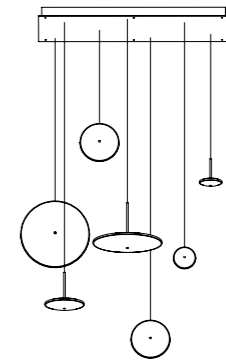
Hive/Nest 7

Single rectangular canopy
7 pendants
2.5m drop



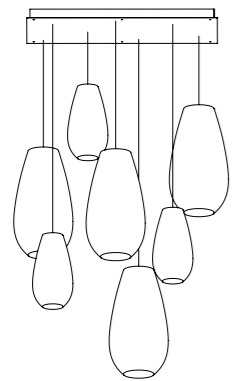
Chrona 7

Single rectangular canopy
7 pendants
2.5m drop



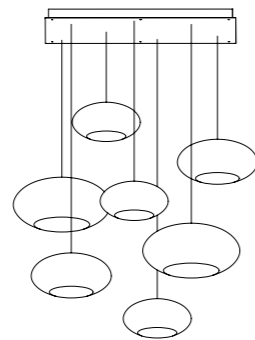
Drop 7

Single rectangular canopy
7 pendants
2.5m drop




Disc 7

Single rectangular canopy
7 pendants
2.5m drop



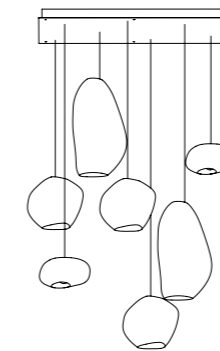
Bell 7

Single rectangular canopy
7 pendants
2.5m drop



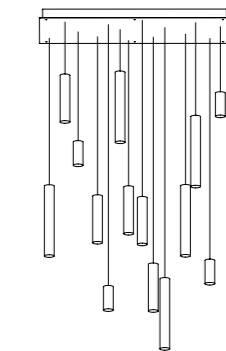
Pebble 7

Single rectangular canopy
7 pendants
2.5m drop

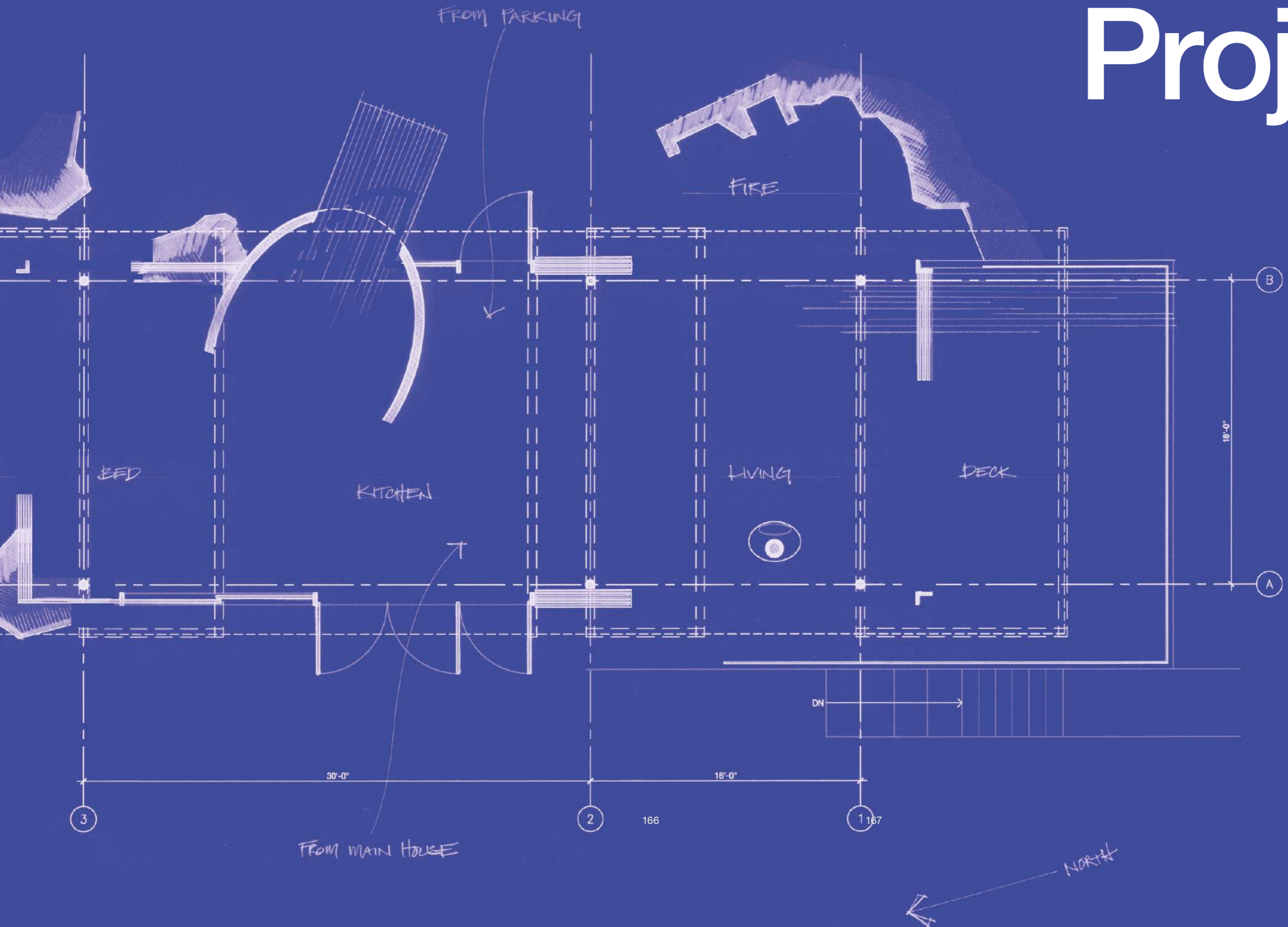


Roest 14

Single rectangular canopy
14 pendants
2.5m drop



Projects



Tomo



168

169

Roest custom


The client named the restaurant Tomo after his grandmother, Tomoko, and the Japanese word “Tomodachi”, meaning ‘friend’. Friendship and the familial connection are a throughline in how the restaurant approaches both its service and its place in a developing area south of Seattle.

Wood is a centerpiece of the space—referencing shou sugi ban, much of the interior wood has been stained deep ebony. Oak shingles arranged like scales clad a wall running the length of the space, and contrast the strict geometry of the vertical ash slats that wrap the opposing walls. The mingling of wood throughout the space creates an understated, monochrome texture and the architecture aims to be demure and humble, letting the food be the center of the experience.

Nearly all of the lighting was directly integrated into the architectural elements—the wall panels, the bench seating, the bar shelves—the lighting is felt but not seen. The exception is an 80-foot linear fixture that traces the entire length of the restaurant.

Using local materials and manufacturing in nearly every aspect of the design - the craftsmanship, the wood - was intentional in bringing down the carbon footprint of the project.

Since opening, the restaurant has immediately begun outperforming its projections, with a booked-out calendar bringing hundreds of people to the neighborhood every single evening, and a rolling waitlist topping a thousand eager diners.



Lucille




Located just north of Seattle's University District, Lucille on Roosevelt is a new mixed-use development with 106 residential units above 3,500 square feet of commercial space. Graypants was honoured to install Loci, bringing light and dynamism to the space.





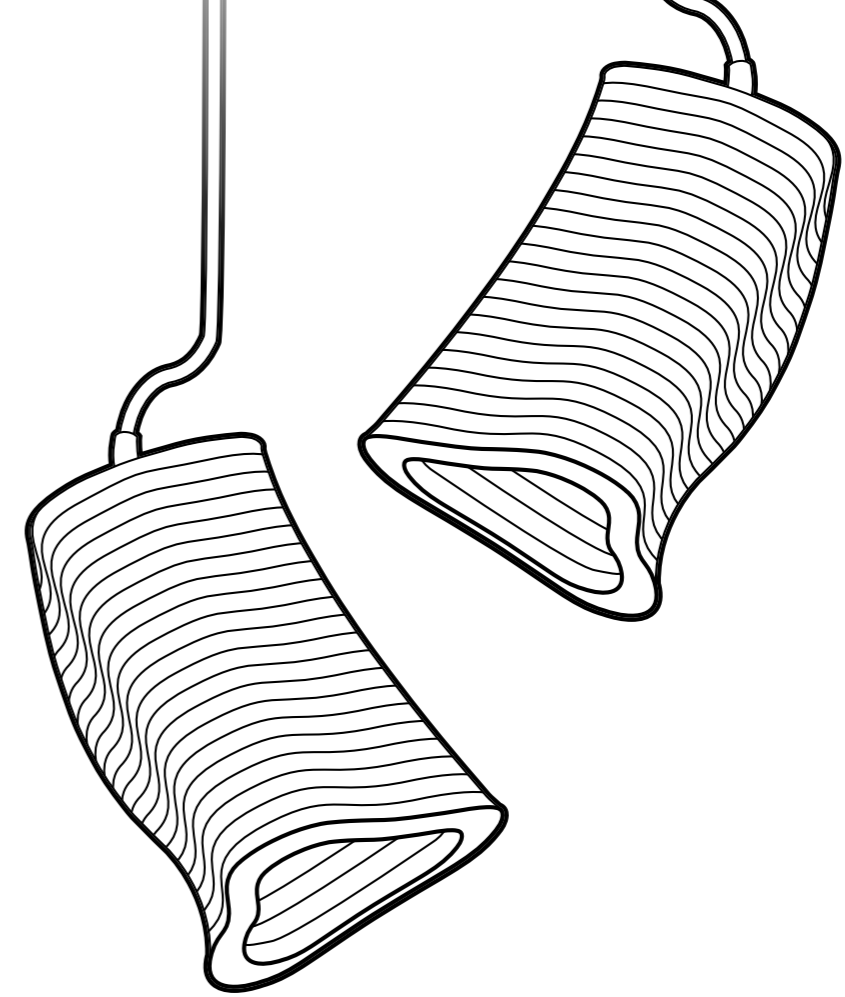
Canvas




Canvas Event Space in Seattle always has something unique happening. In an environment that is in constant transformation, these dramatic Loci installations command the space and create a spectacular ambiance for any type of event.



Maslow's By FareStart



The new American FareStart restaurant, in the tech district of South Lake Union, showcases a custom grid arrangement of Murmurations illuminating the entrance to the concierge.





True Food Kitchen




True Food Kitchen is a healthy, chef driven, seasonal food restaurant. Graypants' largest ever drum Scraplights continue to be custom crafted for TFK and can be seen in over a dozen of their locations.




Pablo Y Pablo

pablo
y
pablo



True Food Kitchen is a healthy, chef driven, seasonal food restaurant. Graypants' largest ever drum Scraplights continue to be custom crafted for TFK and can be seen in over a dozen of their locations.



One Medical



A lively backdrop to a glass storefront in downtown Seattle, this Loci fiberoptic installation was designed to compliment the angles of the interior space and create an engaging street presence.



Amsterdam

Meeuwenlaan 126B
1021JN Amsterdam
+31 (0) 20 820 8990
amsterdam@graypants.com

Seattle

3220 1st. Ave. S. Suite 400
Seattle, WA 98134
+01 (206) 420-3912
seattle@graypants.com

Dream big.
Scribble often.
Make thoughtfully.



Amsterdam

Meeuwenlaan 126B
1021 JN Amsterdam
+31 (0) 20 820 8990
amsterdam@graypants.com

Seattle

3220 1st Ave. S Suite 400
Seattle, WA 98134
(206) 420-3912
seattle@graypants.com

